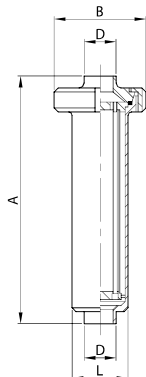




FILTRO LINEA EL.
LINE FILTER PE.
FILTRE DROIT BL.
FILTRO LÍNEA EL.

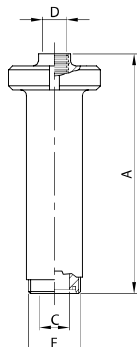
400 L



DN	A	B	D	L	gr
28	320,0	112,0	28,0	70,0	3.000
34	320,0	112,0	34,0	70,0	3.000
40	320,0	112,0	40,0	70,0	3.000
52	420,0	112,0	52,0	70,0	3.300
70	516,0	127,0	70,0	85,0	4.650
85	575,0	148,0	85,0	102,0	5.700
101	700,0	148,0	101,6	129,0	7.000
104	700,0	148,0	104,0	129,0	7.000

FILTRO LINEA EF./BC. MR.
LINE FILTER ME./TP. EG.
FILTRE DROIT BF./PC. DR.
FILTRO LÍNEA ER./C. MR.

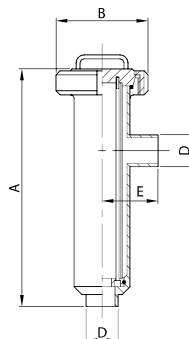
401 D



DN	A	C	D	F	gr
25	320,0	25,0	28,0	52-6	3.130
32	320,0	31,0	34,0	58-6	3.170
40	320,0	37,0	40,0	65-6	3.210
50	420,0	49,0	52,0	78-6	3.580
65	521,0	66,0	70,0	95-6	5.030
80	584,0	81,0	85,0	110-4	6.300
100	690,0	97,6	101,6	130-4	8.000
104	690,0	100,0	104,0	130-4	8.000

FILTRO 90° EL.
90° FILTER PE.
FILTRE 90° BL.
FILTRO 90° EL.

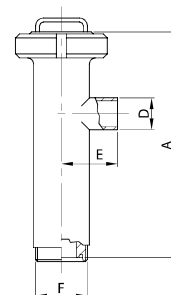
410 L



DN	A	B	D	E	gr
28	306,0	112,0	28,0	70,0	3.100
34	306,0	112,0	34,0	70,0	3.100
40	306,0	112,0	40,0	70,0	3.100
52	406,0	112,0	52,0	72,0	3.400
70	503,0	127,0	70,0	85,0	4.800
85	561,0	148,0	85,0	96,0	5.900
101	662,0	148,0	101,6	117,0	7.200
104	662,0	148,0	104,0	117,0	7.200

FILTRO 90° EF./EL.
90° FILTER ME./PE.
FILTRE 90° BF./BL.
FILTRO 90° ER./EL.

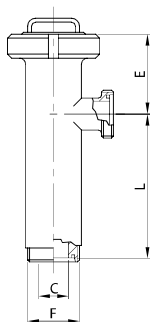
411 D



DN	A	D	E	F	gr
25	300,0	28,0	70,0	52-6	3.230
32	300,0	34,0	70,0	58-6	3.270
40	300,0	40,0	70,0	65-6	3.310
50	398,0	52,0	72,0	78-6	3.680
65	495,0	70,0	85,0	95-6	5.180
80	553,0	85,0	96,0	110-4	6.700
100	642,0	101,6	117,0	130-4	8.200
104	642,0	104,0	117,0	130-4	8.200

FILTRO 90° EF./EF.
90° FILTER ME./ME.
FILTRE 90° BF./BF.
FILTRO 90° ER./ER.

412 D



DN	C	E	F	L	gr
25	25,0	100,0	52-6	200,0	3.360
32	31,0	100,0	58-6	200,0	3.440
40	37,0	100,0	65-6	200,0	3.520
50	49,0	115,0	78-6	283,0	3.960
65	66,0	117,0	95-6	378,0	5.560
80	81,0	131,0	110-4	422,0	7.100
100	97,6	120,0	130-4	522,0	9.200
104	100,0	120,0	130-4	522,0	9.200

RIVESTIMENTO MESH
MESH COVERING
MESH GRILLE
REVESTIMIENTO MESH

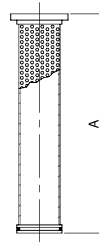
400 612



DN	MESH
25/40	100/200 300 400 500
51/52	100/200 300 400 500
63/70	100/200 300 400 500
76/85	100/200 300 400 500
101/104	100/200 300 400 500

CARTUCCIA FILTRO LINEA
LINE FILTER CARTRIDGE
TAMIS FILTRE DROIT
CARTUCHO FILTRO LÍNEA

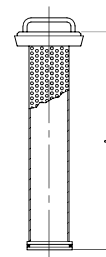
400 410



DN	A
25/40	271,0
51/52	371,0
63/70	466,0
76/85	516,0
101/104	621,0

CARTUCCIA FILTRO 90°
90° FILTER CARTRIDGE
TAMIS FILTRE 90°
CARTUCHO FILTRO 90°

410 410



DN	A
25/40	278,0
51/52	378,0
63/70	473,0
76/85	527,0
101/104	636,0